



Jayotri

PLAYSCHOOL

Hello My Name is



I am in Class



P.G. Assignment



A black and white illustration of a festive scene. In the center, a large white rectangular area contains the word "English" in a bold, black, sans-serif font. Surrounding this central area are several cartoon children. On the left, a girl with pigtails peeks over the top edge, a boy with curly hair waves from the middle, and a boy with a 'B' on his shirt stands at the bottom. On the right, a boy with curly hair waves from the top, a girl with pigtails waves from the middle, and a girl with glasses and a flower on her dress runs at the bottom. The background features a smiling sun, clouds, and several balloons. The foreground is a grassy field with small flowers and butterflies.

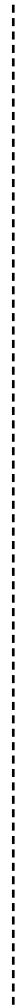
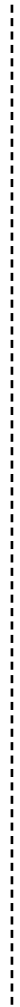
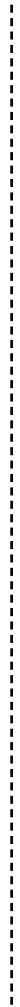
English



Trace the Lines

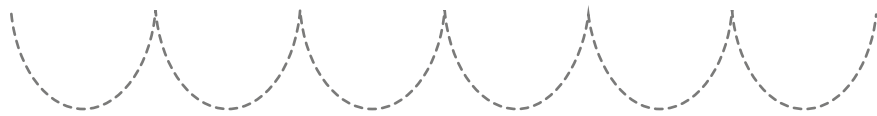


Trace each line.



Trace the Line

Trace each line.

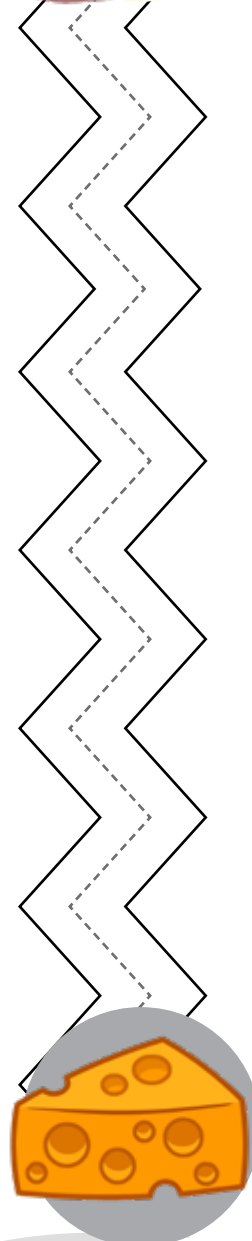
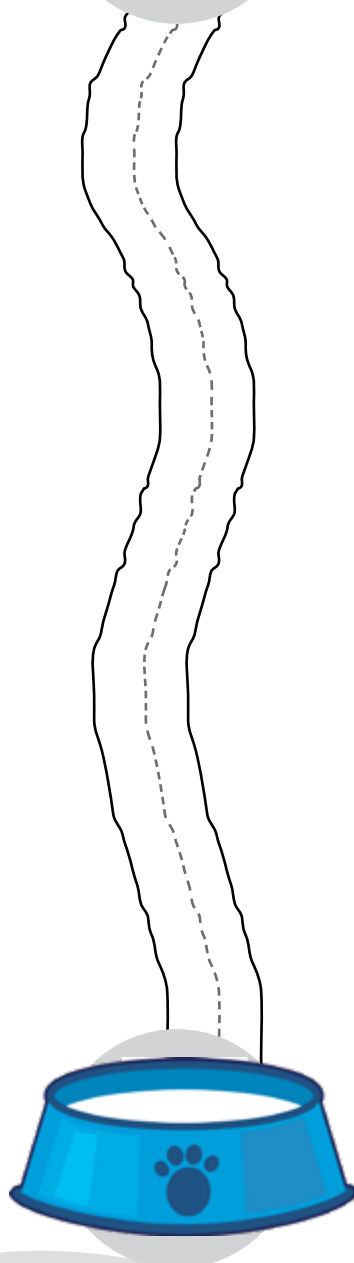
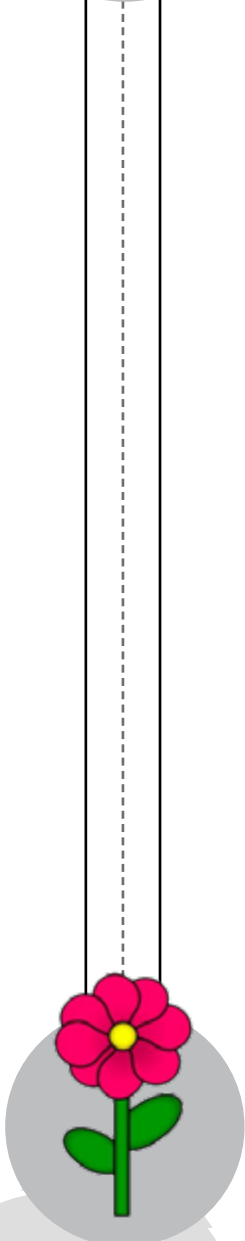




Find the Path





Help the animals to get thier favourite food.



Identify

Identify and match correct pictures with letter 'A'


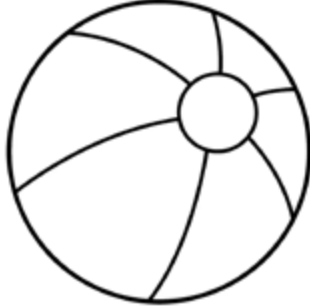











Identify & Circle



Circle the pictures that begin with letter 'B'

<p><i>Apple</i></p> 	<p><i>Ball</i></p> 	<p><i>Cat</i></p> 
<p><i>Bear</i></p> 	<p><i>Duck</i></p> 	<p><i>Butterfly</i></p> 
<p><i>Rabbit</i></p> 	<p><i>Sun</i></p> 	<p><i>Bus</i></p> 



Match It!

Draw a line to match the uppercase letters

B

D

A

E

C

A

C

B

D

E



Alphabet 'A'



Color the picture



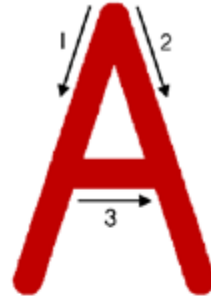
Apple



Ant



Alligator



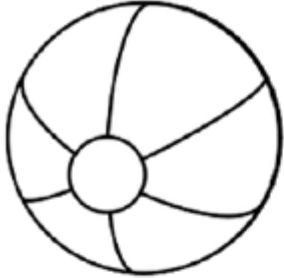
Trace the letter



Alphabet 'B'



Color the picture



Ball



Butterfly



Banana



Trace the letter

B	B	B
B	B	B
B	B	B





Shadow Match



Match each insect to its shadow.



Find the difference

Circle the different object.





Hindi

चित्र पहचानो

चित्र देखकर अक्षर मिलान कीजिये।

अ



आ



इ



ई



उ



ऊ



ऋ





चित्र पहचानो



सही अक्षर पर गोला लगाओ।



अ ई ग इ



आ उ ऊ इ



इ अ ख ट



ई ऊ ओ ख



आ उ ऊ इ



ऊ ट ई इ




रंग भरो




अ

वर्ण पहचान कर, चित्र में रंग भरो



अनार



अमरुद

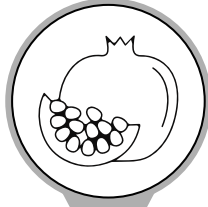





सुलेख



अ



अनार



अमरुद



अजगर

अ अ अ अ अ अ अ अ अ

अ अ अ अ अ अ अ अ अ

अ अ अ अ अ अ अ अ अ

अ अ अ अ अ अ अ अ अ

अ अ अ अ अ अ अ अ अ



चित्र पहचानो

सही अक्षर पर गोला लगाओ।


1



औ ऐ ए

अं ऊ ऋ

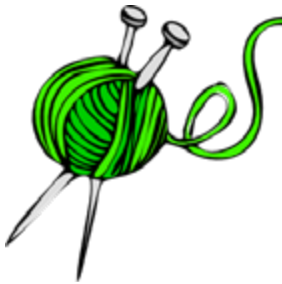
उ ऐ अः



अ आ ओ

औ अः इ

अं ए इ



औ अ ऊ

आ ए ऋ

इ ऊ उ






सुलेख



आ



आम



आग



आठ

आ आ आ आ आ आ आ आ

आ आ आ आ आ आ आ आ

आ आ आ आ आ आ आ आ

आ आ आ आ आ आ आ आ

आ आ आ आ आ आ आ आ



अक्षर जोड़ो



अक्षर को मिलाकर चित्र पूरा करो।

अक्षर जोड़ो

अक्षर को मिलाकर चित्र पूरा करो।

अक्षर: अ, अं, औ, ऐ, ए, ऋ, अं, अ, ओ, आ, इ, अ, अ



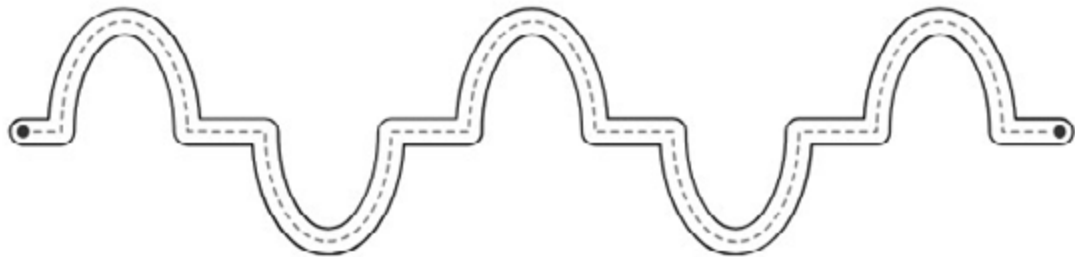


Maths

Tracing Skills



Trace each line.

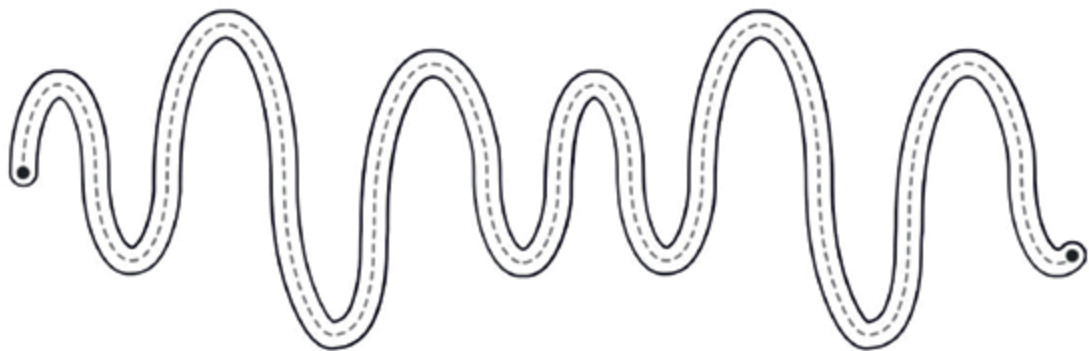




Tracing Skills




Trace each line.



Tracing Skills



Trace each line.



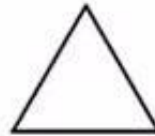


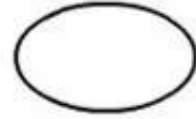





Shapes




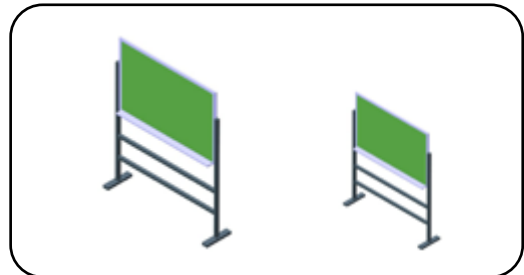


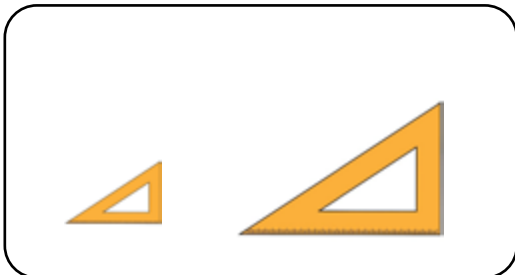

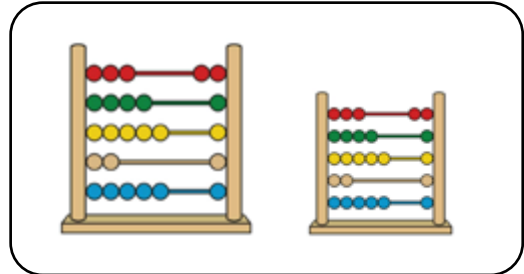
Draw a line from each shape on the left to the matching shape on the right side of the page.



Big & Small



Circle the big school things.





Numbers



Circle the no. 2.



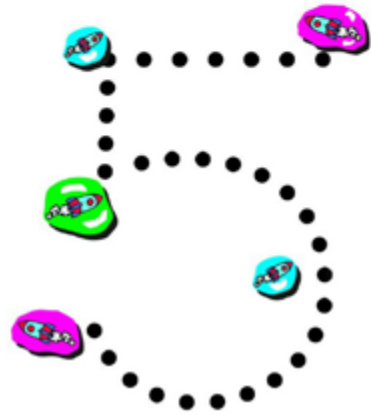
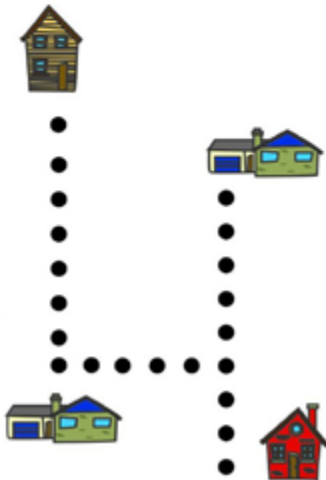

1			8
	2	6	
5			2
	2		4
7		3	




Count and Trace



Count the trace the numbers. Start at the dots.









Art

Red

Color the items in red.









Purple







Color the items in purple.



Orange

Color the items in orange.









Pink





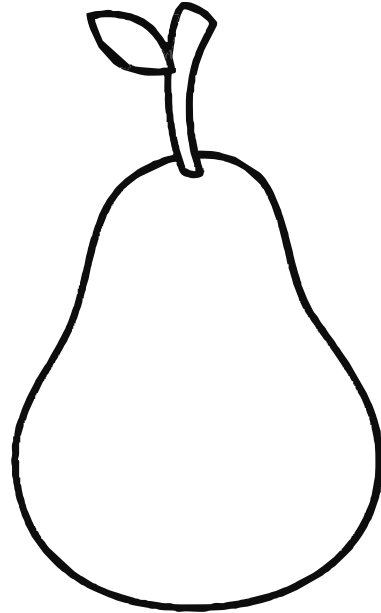

Color the items in pink.



Green



Color the items in green.






Picture Tracing




Trace and Color the picture.



R for Rainbow



Color the Rainbow.


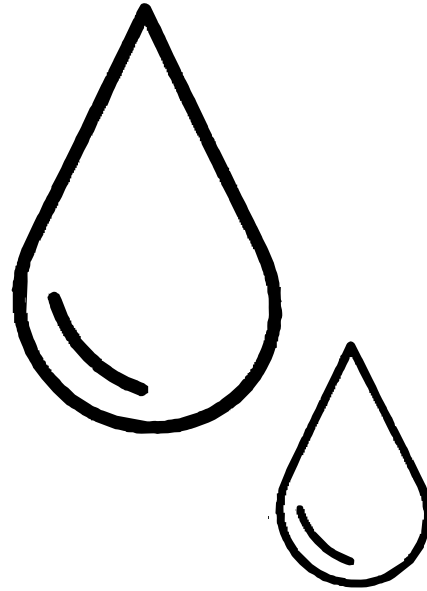





Blue







Color the items in blue.



Yellow



Color the items in yellow.






**General
Awareness**

Maze



Help Caterpillar get the apple.








Match



Match the similar fruit.



Playground

Circle things that belongs to the playground.






Healthy Food



Look at all the foods below. Circle the foods that you think can keep us healthy.



Let's Plant Trees



Taking care of plants

Plants are living things. Some plants are big and some are small. They need soil, water and air in order to grow. We need to take care of plants in our environment.

Color the picture of the watering can gently watering the plants. Did you know that plants need water to grow big and healthy, just like how we need food to grow strong? Let's help these plants grow by giving them a nice drink of water!



RaisingOurKids.com





What plant needs



Circle four things that plants need to grow.



Good Habits

Tick the healthy Habbits

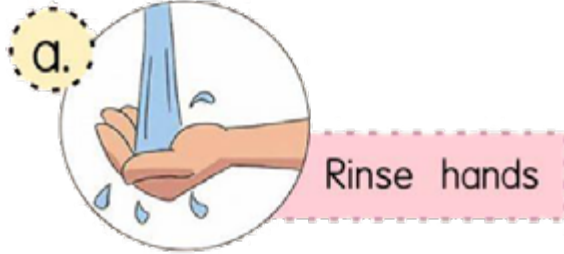




Let's Wash our hands



Match the pictures with correct sequence.



1



2



3



4



5



Healthy Food



Circle the healthy food



shutterstock.com - 1264967798





Use Dustbin



Garbage should be thrown in the dustbin.
Tick the correct option.





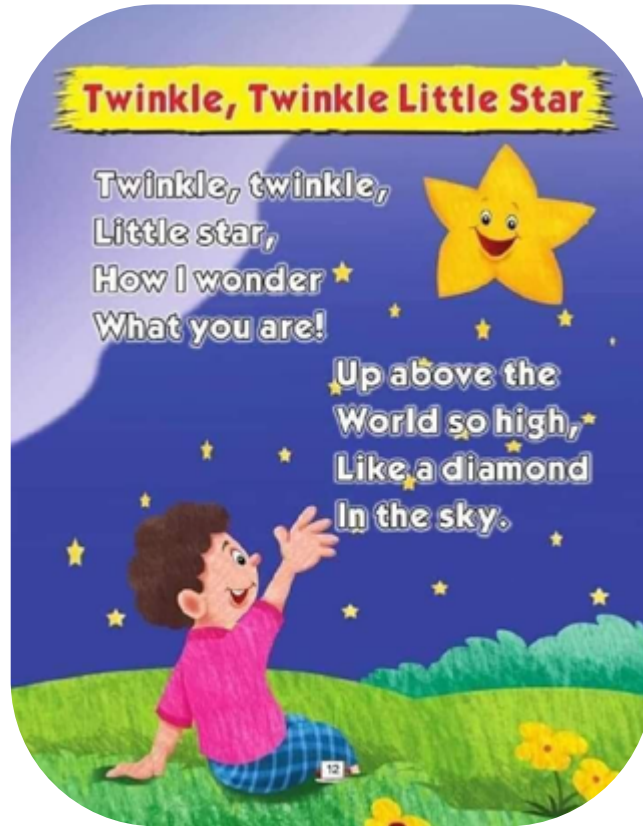
Rhymes and Story




Twinkle , Twinkle



Paste Glitter on the stars.



Brush! Brush!



Brush Brush Brush Your Teeth

*Brush Brush
Brush Your Teeth,
Brush it every day!
Father, Mother,
Brother, Sister,
Brush it every day!*

You should Brush your Teeth twice a day.
Color the picture





A Thirsty Crow



Join the dots and read the story.



One hot day a crow was very thirsty. He searched for water everywhere, but there was no water anywhere. All the lakes and ponds were dry. At last he saw a pot under a tree with very little water in it. He tried hard but could not reach the water as it was very low. He picked up pebbles one by one and dropped them into the pot. The level of water came up. The crow drank the water and flew away-feeling very happy.

MORAL OF THE STORY-Where there is a will there is a way.




The Tortoise and The Hare



Read the story and paste paper on the picture.

This is an extremely popular story about a hare and a tortoise. The hare is an animal that is known to move quickly, while a tortoise is one to move slowly. One day, the hare challenged the tortoise to a race simply to prove that he was the best. The tortoise agreed. Once the race began the hare was easily able to get a head start. Upon realizing that the tortoise is far behind. The overconfident hare decided to take a nap.

Meanwhile the tortoise, who was extremely determined and dedicated to the race was slowly nearing the finish line. The tortoise won the race while the hare napped. Most importantly he did it with humility and without arrogance. Moral of the story: When you work hard and persevere, you can achieve your goals. Slow and steady wins the race.



© monkeypen.com






आम फलों का राजा है।



आम फलों का राजा है
आम फलों का राजा है,
लगता कितना ताजा है।
सारे फल इसके दरबारी,
हम खाएंगे बारी-बारी।

दिये गये चित्र में रंग भरें।



लाला जी ने केला खाया



बिन्दुओं को मिलाकर चित्र पूरा करें और रंग भरें।

